



MGM Restoration

1232 Combermere
Troy, MI 48083

Insured: Metro Emergency Services
Property: 224 Highland
highland park, MI 48203

Claim Rep.: Marco Berard
Company: MGM Restoration
Business: 1232 Combermere
Troy, MI 48083

Business: (248) 356-4391

Estimator: Marco Berard
Company: MGM Restoration
Business: 1232 Combermere
Troy, MI 48083

Business: (248) 356-4391

Claim Number: CFP1004269-FIRE

Policy Number: CFP1004269

Type of Loss: Other

| Coverage | Deductible | Policy Limit |
|-----------------|-------------------|---------------------|
| FIRE3 | \$5,000.00 | \$1,400,000.00 |

Date Contacted: 10/1/2009 12:00 PM
Date of Loss: 6/1/2009
Date Inspected: 10/2/2009 12:00 PM

Date Received: 10/1/2009 12:00 PM
Date Entered: 11/4/2009 11:05 AM

Price List: MIDE5B_JAN10
Restoration/Service/Remodel
Estimate: 224HIGHLAND

NOTICE: This is a repair estimate only. The insurance policy may contain provisions that will reduce any payments that might be made. This is not an authorization to repair. Authorization to repair or guarantee of payment must come from the owner of the property. No adjuster or appraiser has the authority to authorize repair or guarantee payment. The insurer assumes no responsibility for the quality of repairs that might be made. A copy of this document does not constitute a settlement of this claim. The above figures are subject to insurance company approval.



MGM Restoration

1232 Combermere
Troy, MI 48083

Summary for FIRE3

| | | | | |
|-------------------------------|---|----------|-----------|--------------------|
| Line Item Total | | | | 17,798.23 |
| Material Sales Tax | @ | 6.000% x | 3,346.99 | 200.82 |
| Subtotal | | | | 17,999.05 |
| Overhead | @ | 10.0% x | 17,999.05 | 1,799.90 |
| Profit | @ | 10.0% x | 17,999.05 | 1,799.90 |
| Replacement Cost Value | | | | \$21,598.85 |
| Less Deductible | | | | (5,000.00) |
| Net Claim | | | | \$16,598.85 |

Marco Berard



MGM Restoration

1232 Combermere
Troy, MI 48083

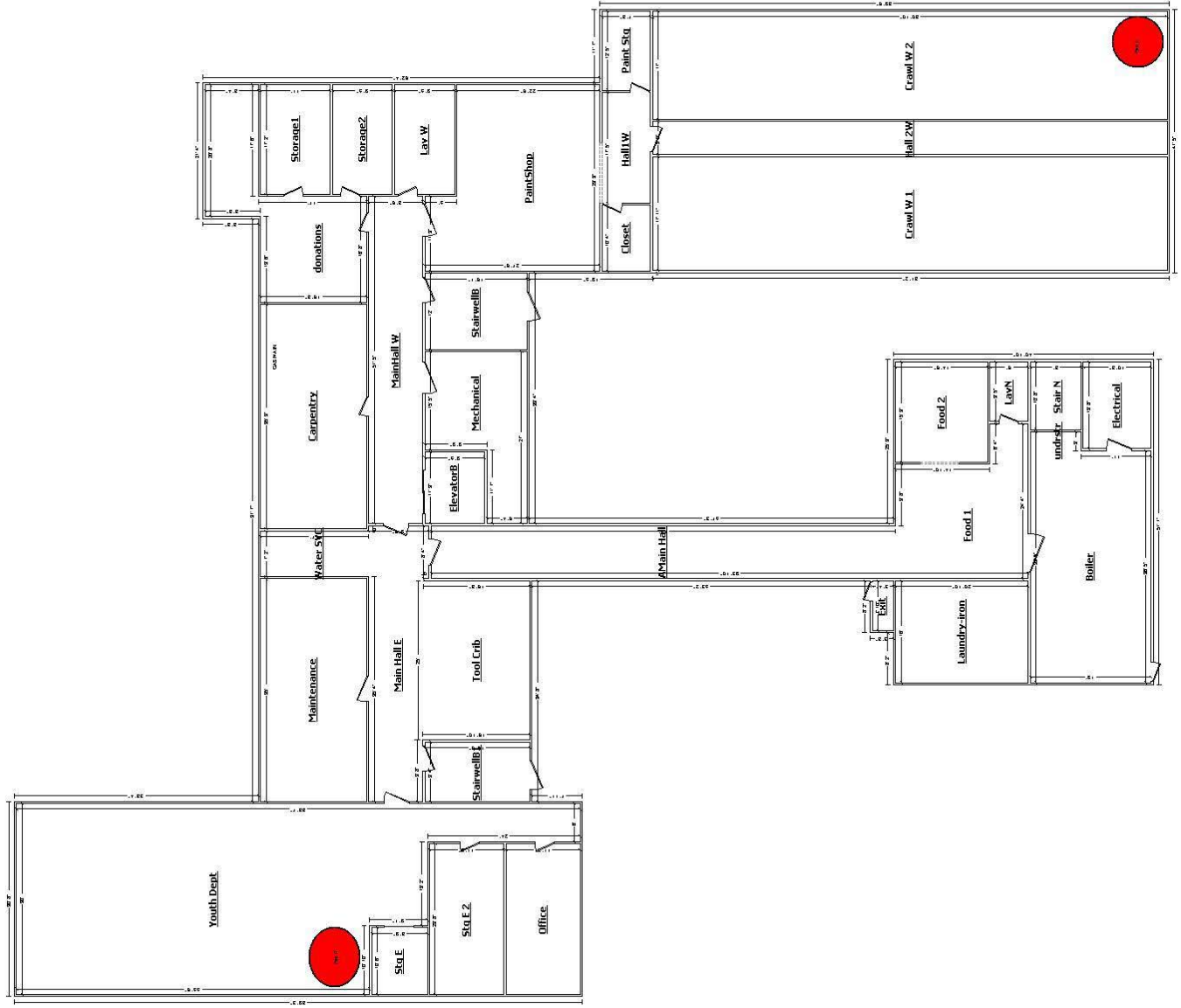
Recap by Category

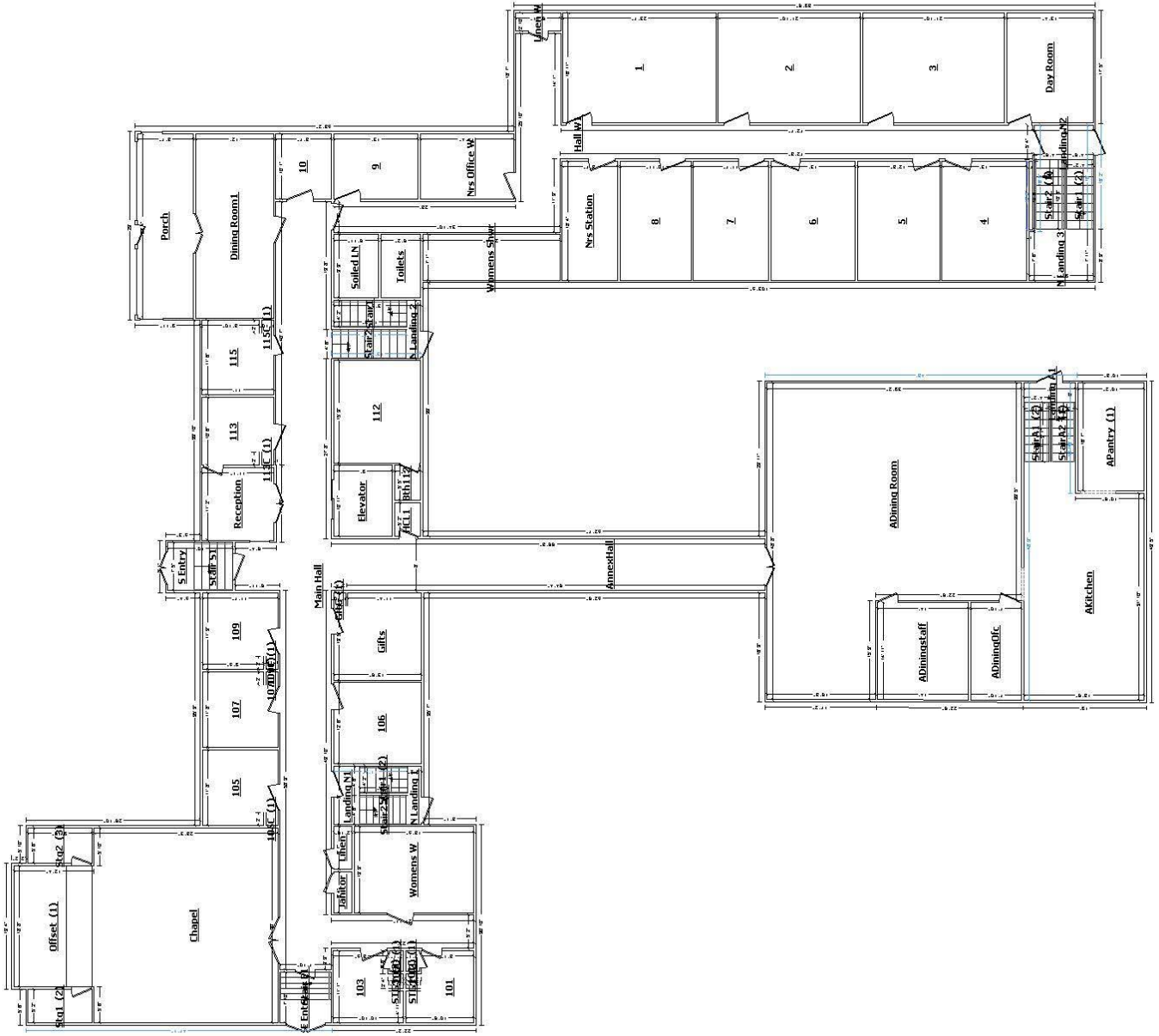
| O&P Items | | | | | Total Dollars | % |
|--------------------------------------|-------------|----------|---------------|--------------|------------------|----------------|
| Labor | Lbr. Burden | Material | Equipment | Market Cond. | | |
| CLEANING | | | | | 6,157.73 | 28.51% |
| 4,260.40 | 1,333.72 | 563.61 | 0.00 | 0.00 | | |
| GENERAL DEMOLITION | | | | | 8.58 | 0.04% |
| 6.14 | 2.44 | 0.00 | 0.00 | 0.00 | | |
| FLOOR COVERING - CERAMIC TILE | | | | | 2,851.26 | 13.20% |
| 1,425.63 | 291.61 | 1,134.02 | 0.00 | 0.00 | | |
| FINISH CARPENTRY / TRIMWORK | | | | | 64.04 | 0.30% |
| 37.81 | 8.60 | 17.63 | 0.00 | 0.00 | | |
| PAINTING | | | | | 8,716.62 | 40.36% |
| 5,372.05 | 1,712.91 | 1,631.66 | 0.00 | 0.00 | | |
| Subtotal | | | | | 17,798.23 | 82.40% |
| Material Sales Tax | | @ | 6.000% | | 200.82 | 0.93% |
| Overhead | | @ | 10.0% | | 1,799.90 | 8.33% |
| Profit | | @ | 10.0% | | 1,799.90 | 8.33% |
| O&P Items Subtotal | | | | | 21,598.85 | 100.00% |

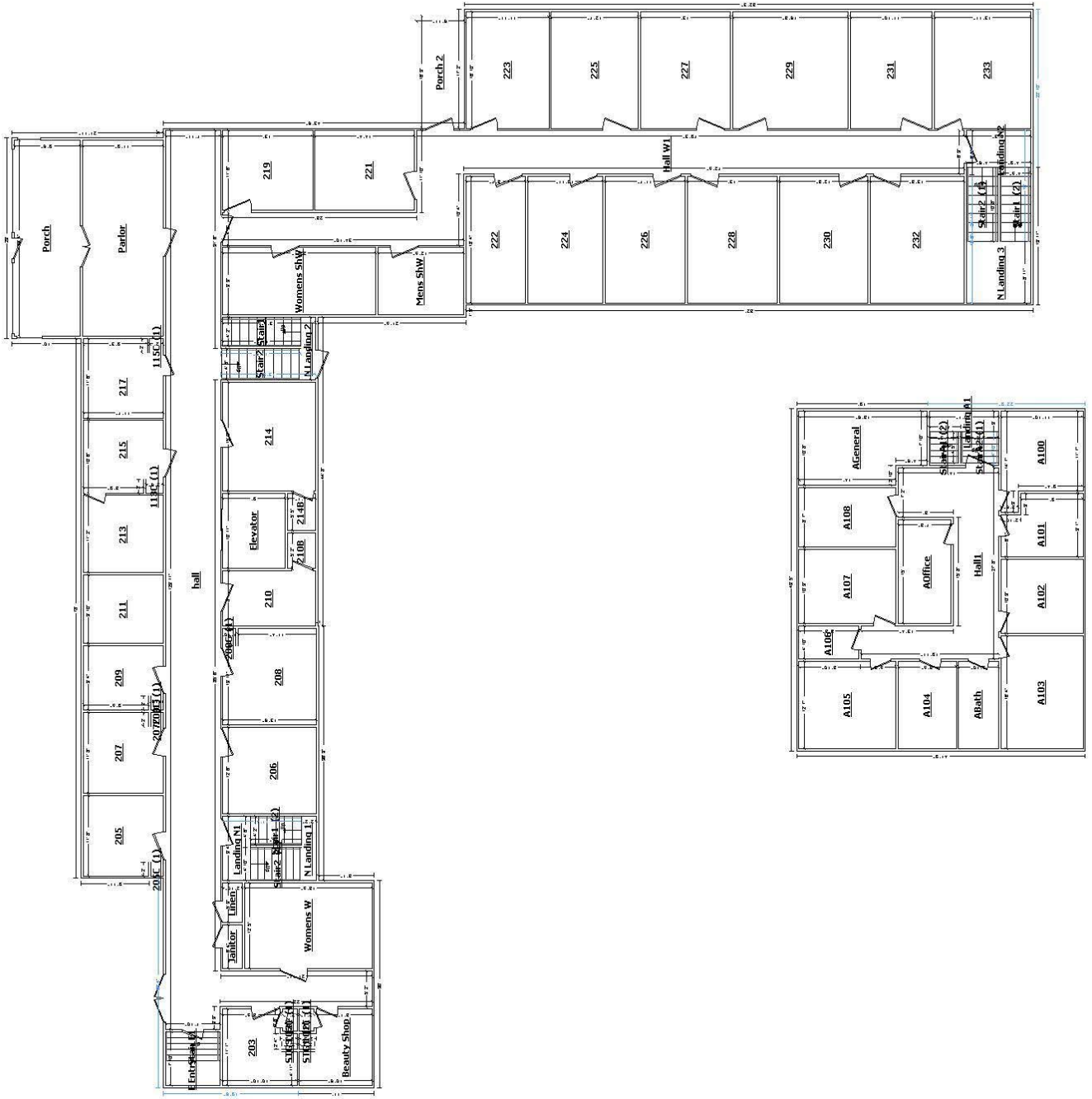
Marco Berard

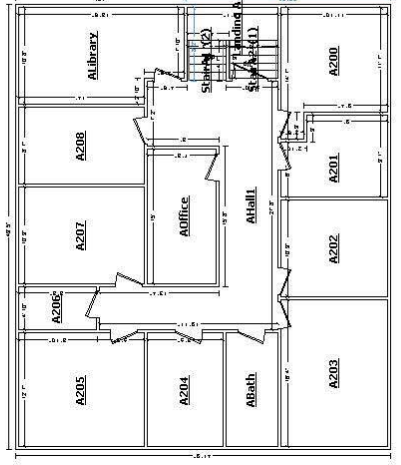
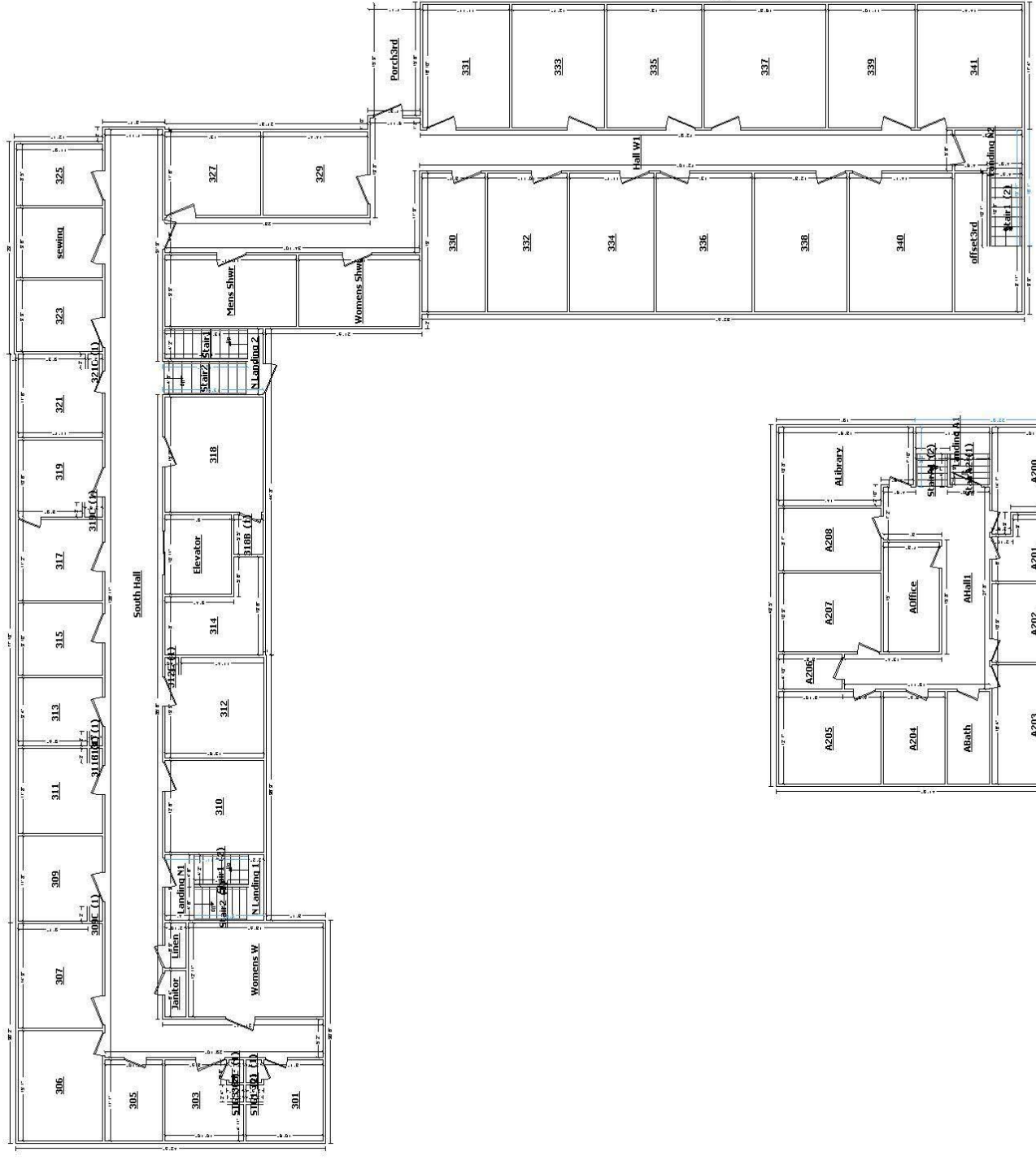
Labor-Breakdown

| Code | Description | Rate | Hours | Amount |
|--------------|----------------------------------|-------|---------------|------------------|
| CARP-FNC | Carpenter - Finish, Trim/Cabinet | 65.95 | 0.70 | 46.41 |
| CLN | Cleaning Technician | 29.55 | 119.14 | 3,520.48 |
| CLN-F | Floor Cleaning Technician | 32.54 | 63.73 | 2,073.66 |
| DMO | Demolition Laborer | 41.10 | 0.21 | 8.58 |
| PNT | Painter | 50.12 | 141.36 | 7,084.94 |
| TIL | Tile/Cultured Marble Installer | 73.40 | 23.40 | 1,717.24 |
| Total | | | 348.54 | 14,451.31 |

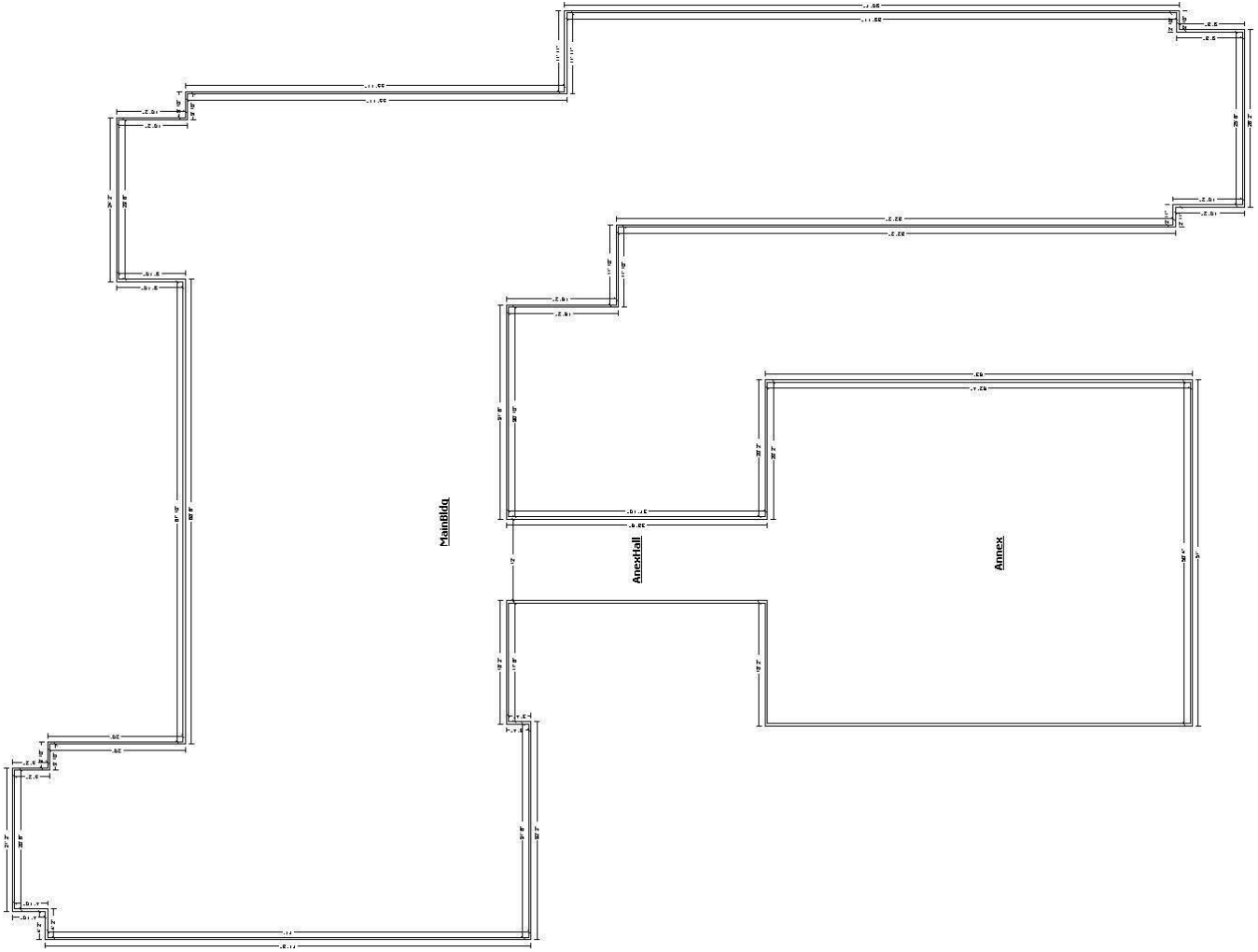








3rd Floor



Footprint